



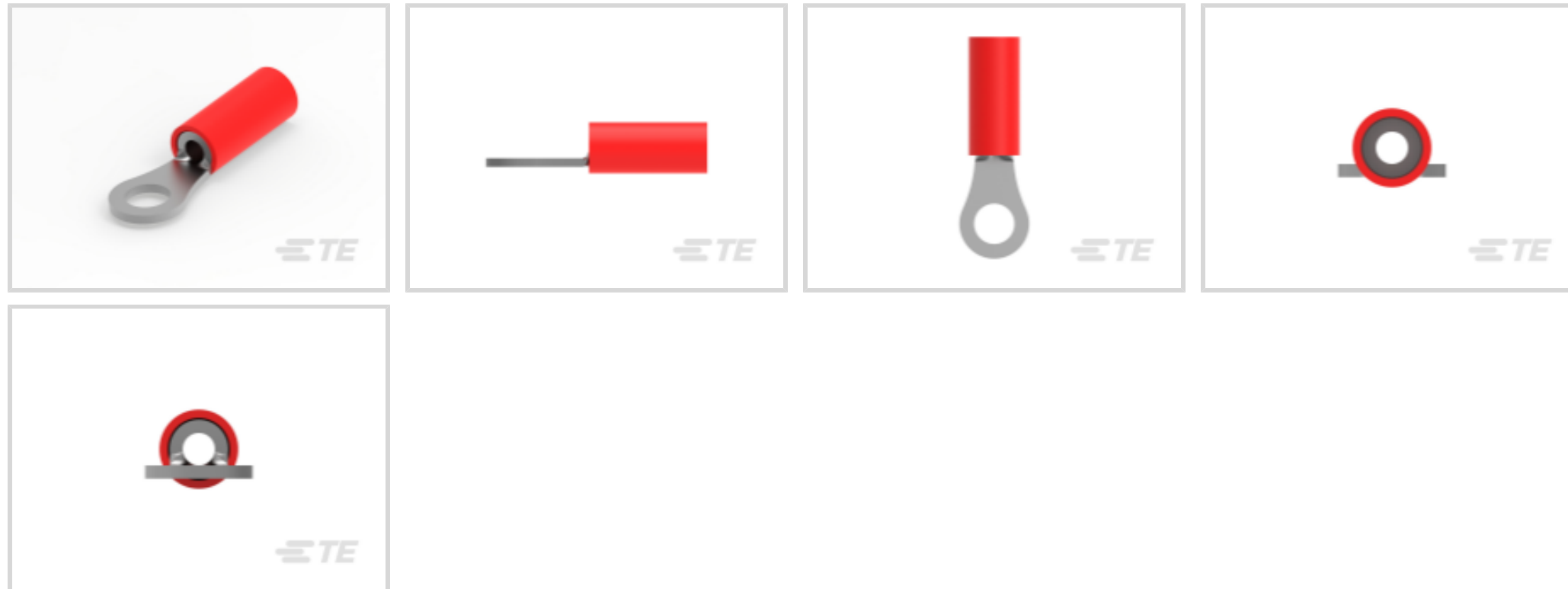
PIDG

TE Internal #: 51863-2

Ring Terminals & Spade Terminals, Ring Tongue, 22 AWG Wire Size, .38 mm<sup>2</sup> Wire Size, 754 CMA Wire Size, Stud Size #6 / M3.5, PIDG

[View on TE.com >](#)

Terminals & Splices > Ring Terminals & Spade Terminals > PIDG RING TONGUE TERMINALS



Ring & Spade Terminal Type: **Ring Tongue**

Wire Size: **754 CMA**

Stud Size: **#6, M3.5**

[All PIDG RING TONGUE TERMINALS \(421\)](#)

**Features**

**Product Type Features**

Shape Description	RING-042
Stud Size	#6, M3.5
Sealable	No
Wire Insulation Support Retention Type	Insulation Restriction

**Configuration Features**

Number of Holes	1
Terminal Angle	180 °

**Electrical Characteristics**

Voltage (Max)	300 V
---------------	-------

**Body Features**

Insulation Sleeve Color	Red
Weight per Piece	.769 g
Stripe Color	Green

**Contact Features**



Military Part Class	Class I
Ring & Spade Terminal Type	Ring Tongue
Barrel Type	Closed
Terminal Orientation	Offset
Terminal Plating Material	Tin

### Mechanical Attachment

Wire Insulation Support	With
-------------------------	------

### Dimensions

Wire Size	754 CMA
Stud Diameter	3.68 mm[.145 in]
Tongue Thickness	.79 mm[.031 in]
Overall Product Length	19.86 mm[.782 in]
Accepts Wire Insulation Diameter (Max)	2.79 mm[.11 in]
Accepts Wire Insulation Diameter Range	.97 – 2.79 mm[.038 – .11 in]

### Usage Conditions

Insulation Option	Partially Insulated
Operating Temperature Range	105 °C[221 °F]

### Operation/Application

Compatible With Wire Base Material	Copper
Compatible With Wire Plating Material	Tin
Heavy Duty	No

### Industry Standards

Government Qualified	Yes
----------------------	-----

### Packaging Features

Packaging Quantity	1000
Packaging Method	Loose Piece

### Product Compliance

[For compliance documentation, visit the product page on TE.com>](#)

EU RoHS Directive 2011/65/EU	Compliant
EU ELV Directive 2000/53/EC	Compliant
China RoHS 2 Directive MIIT Order No 32, 2016	No Restricted Materials Above Threshold

EU REACH Regulation (EC) No. 1907/2006

Current ECHA Candidate List: JUNE 2022 (224)

Candidate List Declared Against: JUNE 2022 (224)

Does not contain REACH SVHC

Halogen Content

Low Halogen - Br, Cl, F, I < 900 ppm per homogenous material. Also BFR/CFR/PVC Free

Solder Process Capability

Not applicable for solder process capability

Product Compliance Disclaimer

This information is provided based on reasonable inquiry of our suppliers and represents our current actual knowledge based on the information they provided. This information is subject to change. The part numbers that TE has identified as EU RoHS compliant have a maximum concentration of 0.1% by weight in homogenous materials for lead, hexavalent chromium, mercury, PBB, PBDE, DBP, BBP, DEHP, DIBP, and 0.01% for cadmium, or qualify for an exemption to these limits as defined in the Annexes of Directive 2011/65/EU (RoHS2). Finished electrical and electronic equipment products will be CE marked as required by Directive 2011/65/EU. Components may not be CE marked. Additionally, the part numbers that TE has identified as EU ELV compliant have a maximum concentration of 0.1% by weight in homogenous materials for lead, hexavalent chromium, and mercury, and 0.01% for cadmium, or qualify for an exemption to these limits as defined in the Annexes of Directive 2000/53/EC (ELV). Regarding the REACH Regulation, the information TE provides on SVHC in articles for this part number is based on the latest European Chemicals Agency (ECHA) 'Guidance on requirements for substances in articles' posted at this URL: <https://echa.europa.eu/guidance-documents/guidance-on-reach>

## Compatible Parts



TE Part # 59170  
T-HEAD PIDG SH 26-14 ASSY



REPRESENTATION ONLY

TE Part # 47386  
DAHT PG PIDG 26-16 ASSY



TE Part # 58433-3  
PRO CR ASSY, RBY IS9252



TE Part # 58423-1  
DIE, RBY IS9252



TE Part # 2063030-1  
SDE DIESET, RBY, UL



TE Part # 47806-2  
DIES PIDG 22-16 DIE SET



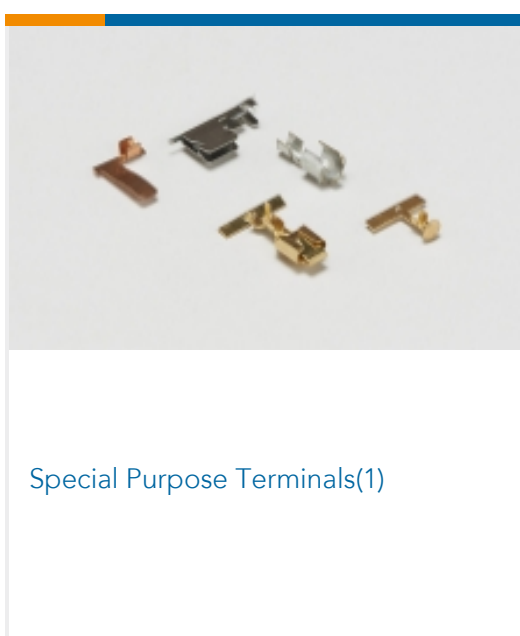
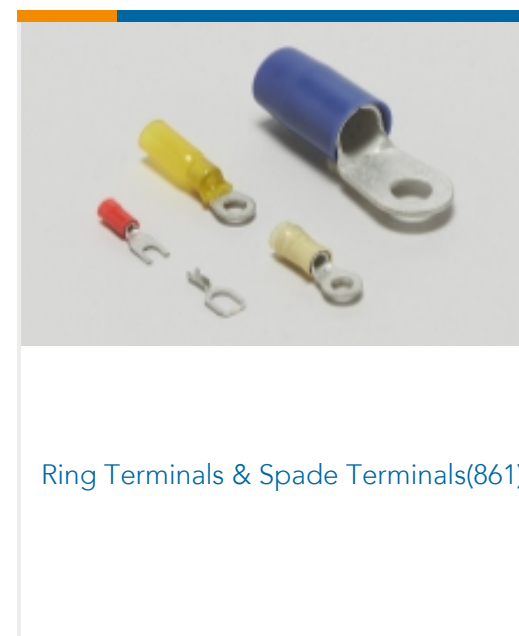



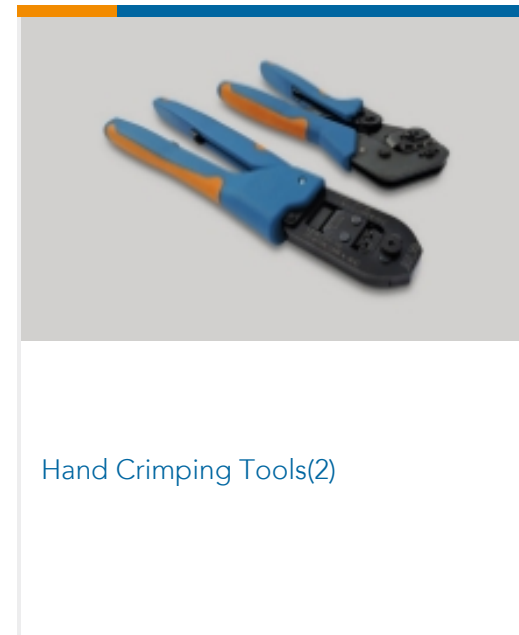
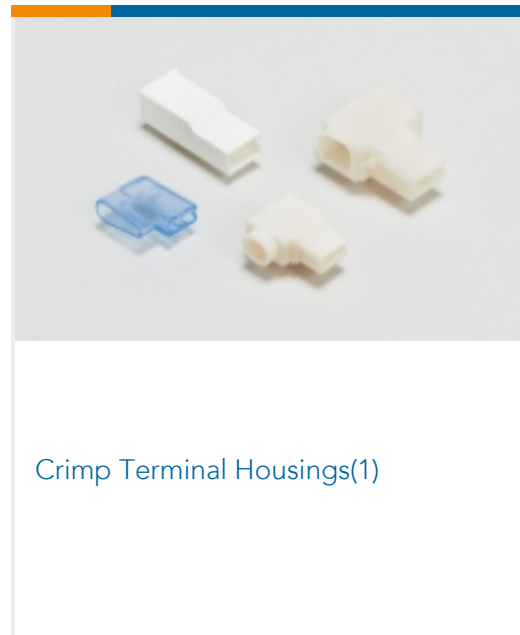

TE Part # 59300  
T-HEAD PIDG PG 26-16 ASSY



TE Part # 69344  
PIDG 26-22 DIE SET



## Also in the Series | PIDG



## Documents

[Product Drawings](#)  
[TERMINAL PIDG R IR 22 6](#)

English

[CAD Files](#)  
[3D PDF](#)  
3D  
[Customer View Model](#)



[ENG\\_CVM\\_CVM\\_51863-2\\_AC.2d\\_dxf.zip](#)

English

**Customer View Model**

[ENG\\_CVM\\_CVM\\_51863-2\\_AC.3d\\_igs.zip](#)

English

**Customer View Model**

[ENG\\_CVM\\_CVM\\_51863-2\\_AC.3d\\_stp.zip](#)

English

By downloading the CAD file I accept and agree to the [Terms and Conditions](#) of use.

---

### Product Specifications

[Application Specification](#)

English

---

### Product Environmental Compliance

[TE Material Declaration](#)

English

---

### Agency Approvals

[CSA Certificate](#)

English

[CSA Certificate](#)

English